

Student Travel Tally Report: Combining Schools in One Data Collection Season

School Group: Virginia Schools

Date Range: Fall 2015

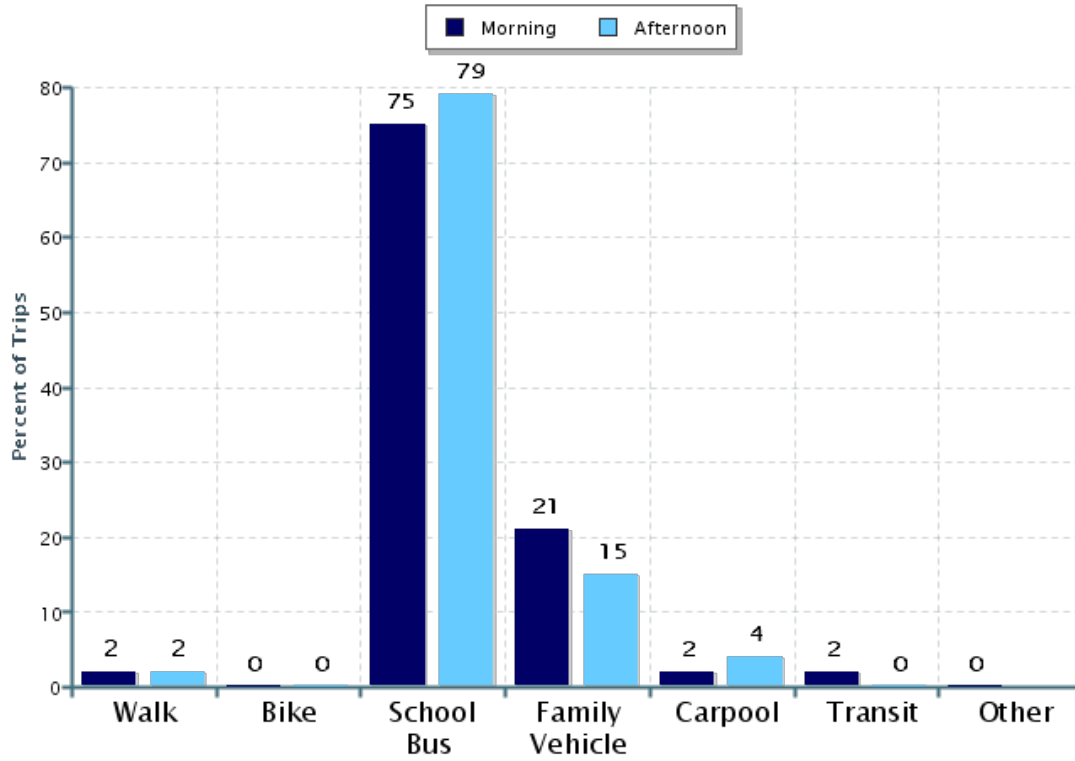
Date Report Generated: 12/14/2015

School Name:	Month & Year Collected & (Set ID)	School Enrollment:	% Range of School's Students Involved in SRTS:	Number of Classroom in School Targeted by School Group:	Number of Classrooms Included in Report:
Bm Williams Primary	September 2015 (19168)		Don't Know		27
Butts Road Int	September 2015 (19055)		Don't Know		25
Butts Road Primary	September 2015 (19086)		Don't Know		16
Camelot Elementary School	September 2015 (19051)		Don't Know		20
Cedar Road Elementary School	September 2015 (19188)		Don't Know		27
Crestwood Intermediate School	September 2015 (19052)		Don't Know		30
Crestwood Middle School	September 2015 (19161)		Don't Know		19
Deep Creek Central Elementary	September 2015 (19166)		Not Applicable		21
Deep Creek Elementary School	September 2015 (19184)		Don't Know		20
Deep Creek Middle School	September 2015 (19056)		Don't Know		17
Edwin W Chittum Elementary School	September 2015 (19187)		Don't Know		25
G A Treakle Elementary School	September 2015 (19049)		Don't Know		21
George W Carver Int	September 2015 (19090)		Don't Know		23
Georgetown Primary	September 2015 (19087)		Don't Know		27
Grassfield Elementary School	September 2015 (19050)		Don't Know		31
Great Bridge Int	September 2015 (19170)		Don't Know		26
Great Bridge Middle School	September 2015 (19181)		Don't Know		42
Great Bridge Primary	September 2015 (19185)		Don't Know		16
Greenbrier Intermediate	September 2015 (19182)		Don't Know		25
Greenbrier Middle School	September 2015 (19091)		Don't Know		29
Greenbrier Primary	September 2015 (19088)		Don't Know		19

Hickory Elementary School	September 2015 (19054)		Don't Know		16
Hickory Middle School	September 2015 (19171)		Don't Know		51
Hugo A Owens Middle School	September 2015 (19084)		Don't Know		30
Norfolk Highlands Primary	September 2015 (19165)		Don't Know		12
Oscar Smith Middle School	September 2015 (19085)		Don't Know		35
Portlock Primary	September 2015 (19092)		Don't Know		21
Rena B Wright Primary	September 2015 (19048)		Don't Know		12
Southeastern Elementary School	September 2015 (19089)		Don't Know		20
Southwestern Elementary School	September 2015 (19162)		Don't Know		20
Sparrow Road Intermediate School	September 2015 (19093)		Don't Know		16
Thurgood Marshall Elementary School	September 2015 (19164)		Don't Know		15
Truitt Intermediate School	September 2015 (19189)		Don't Know		14
Western Branch Int	September 2015 (19167)		Don't Know		15
Western Branch Primary	September 2015 (19053)		Don't Know		19
			Total:	0	802

This report contains information from schools' classrooms about students' trip to and from school. The data used in this report were collected using the in-class Student Travel Tally questionnaire from the National Center for Safe Routes to School.

Morning and Afternoon Travel Mode Comparison



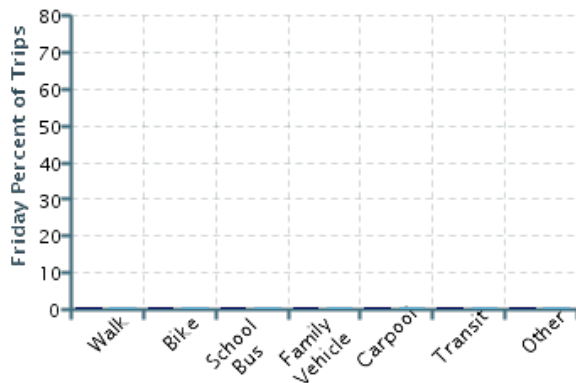
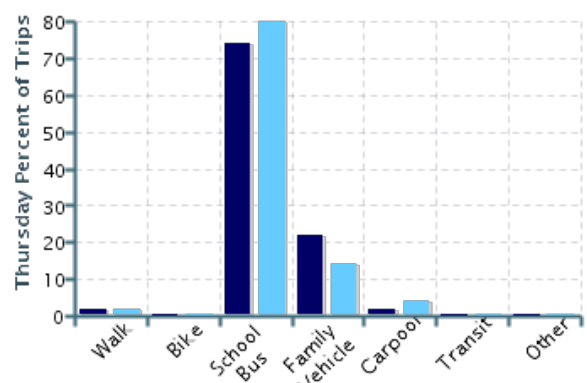
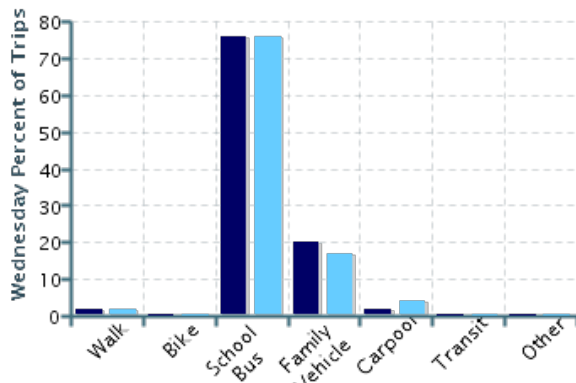
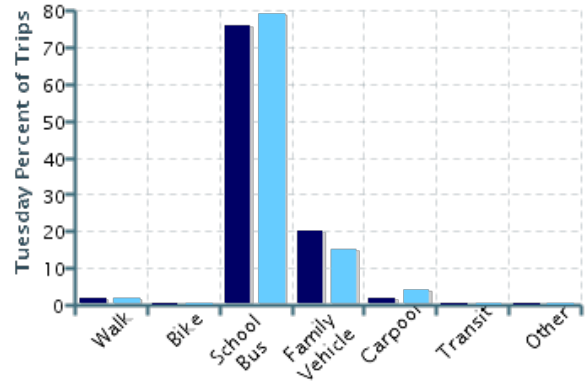
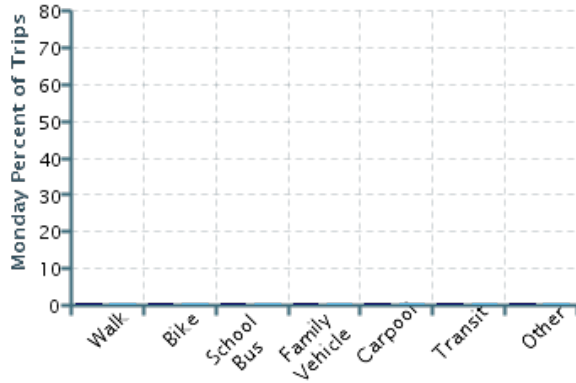
Morning and Afternoon Travel Mode Comparison

	Number of Trips	Walk	Bike	School Bus	Family Vehicle	Carpool	Transit	Other
Morning	39739	2%	0.2%	75%	21%	2%	0%	0.0%
Afternoon	39639	2%	0.1%	79%	15%	4%	0%	0.1%

Percentages may not total 100% due to rounding.

Morning and Afternoon Travel Mode Comparison by Day

■ Morning
 ■ Afternoon

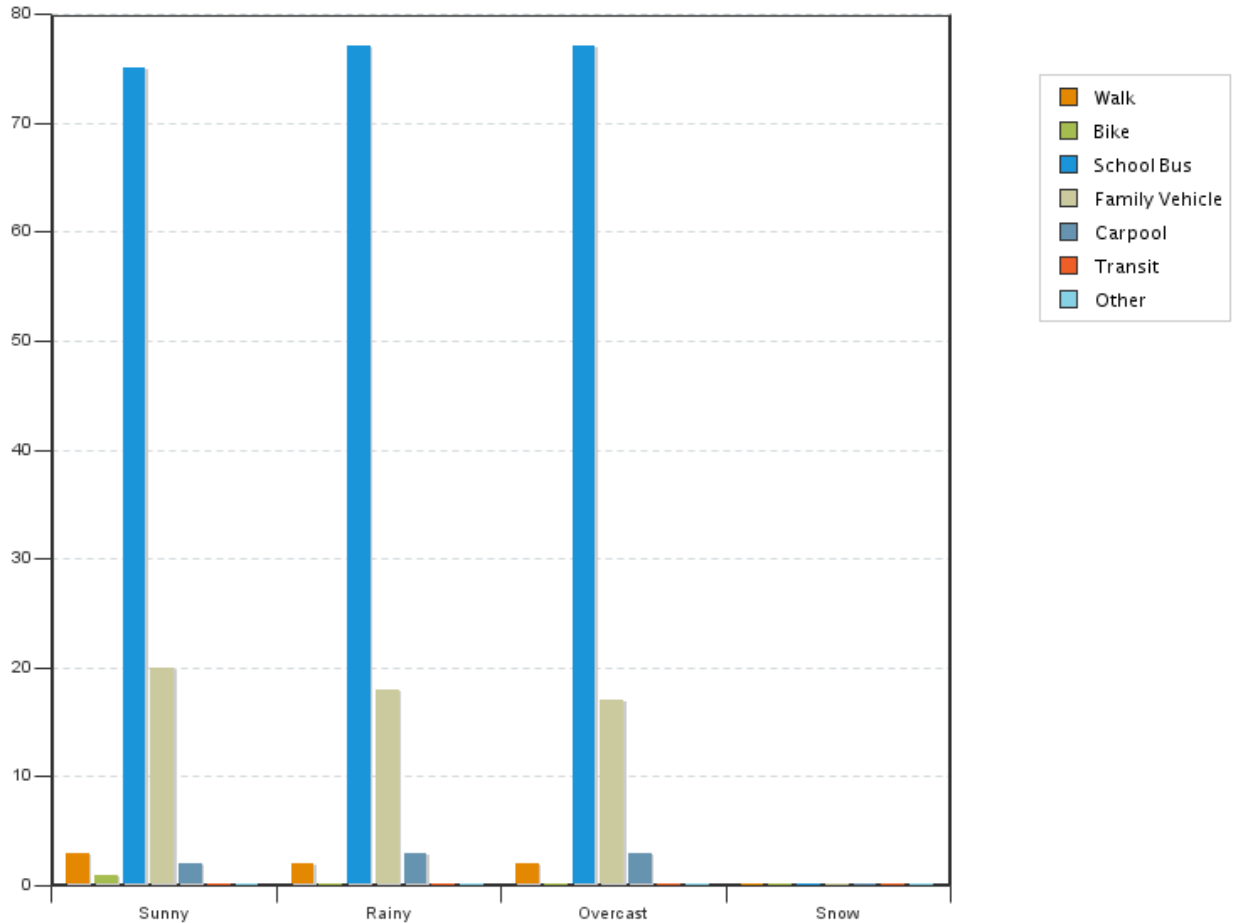


Morning and Afternoon Travel Mode Comparison by Day

	Number of Trips	Walk	Bike	School Bus	Family Vehicle	Carpool	Transit	Other
Monday AM		0%	0%	0%	0%	0%	0%	0%
Monday PM		0%	0%	0%	0%	0%	0%	0%
Tuesday AM	20001	2%	0.2%	76%	20%	2%	0%	0.1%
Tuesday PM	19987	2%	0.1%	79%	15%	4%	0%	0.1%
Wednesday AM	8517	2%	0.2%	76%	20%	2%	0%	0.0%
Wednesday PM	8463	2%	0.3%	76%	17%	4%	0%	0.1%
Thursday AM	11221	2%	0.1%	74%	22%	2%	0%	0.0%
Thursday PM	11189	2%	0.1%	80%	14%	4%	0%	0.1%
Friday AM		0%	0%	0%	0%	0%	0%	0%
Friday PM		0%	0%	0%	0%	0%	0%	0%

Percentages may not total 100% due to rounding.

Travel Mode by Weather Conditions



Travel Mode by Weather Condition

Weather Condition	Number of Trips	Walk	Bike	School Bus	Family Vehicle	Carpool	Transit	Other
Sunny	4938	3%	0.5%	75%	20%	2%	0%	0.0%
Rainy	22410	2%	0.1%	77%	18%	3%	0%	0.1%
Overcast	44880	2%	0.2%	77%	17%	3%	0%	0.1%
Snow	0	0%	0%	0%	0%	0%	0%	0%

Percentages may not total 100% due to rounding.